



*Industry Sector Partnerships
Spring 2026*



Agenda

- Welcome
 - Introductions

Supply Chain & Transportation


















BLUE STONE
STRATEGY PARTNERS




nevada**works**

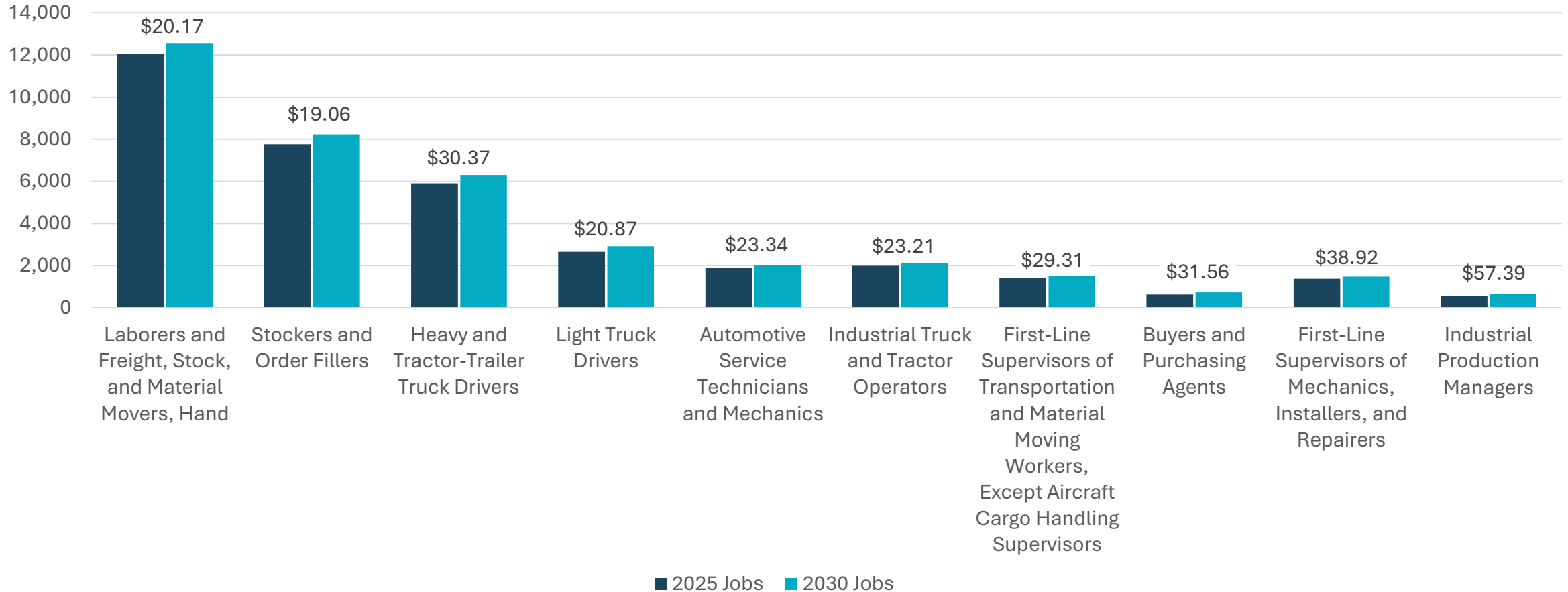
GOOD JOBS
NORTHERN
NEVADA

Top Demand Supply Chain & Transportation Occupations by Sub-cluster

Career Cluster	Sub-cluster	Occupation Title	Typical Entry Level Education	Pct. 25 Hourly			Avg. Annual Pct. 75 Hourly	
				Earnings	2025 Jobs	2025 Hires	Openings	Earnings
Supply Chain & Transportation	Ground & Rail Transportat	 Heavy and Tractor-Trailer Truck Drivers	Postsecondary nondegree award	\$25.37	5,910	3,815	689	\$35.57
		 Light Truck Drivers	High school diploma or equivalent	\$19.13	2,656	2,697	333	\$27.60
		 Industrial Truck and Tractor Operators	No formal educational credential	\$20.78	1,993	1,343	225	\$29.70
		 Bus Drivers, School	No formal educational credential	\$19.63	593	243	110	\$25.18
		 Driver/Sales Workers	High school diploma or equivalent	\$11.50	840	477	104	\$22.57
	Maintenance & Repair	 Automotive Service Technicians and Mechanics	Postsecondary nondegree award	\$19.79	1,891	1,141	185	\$31.72
		 Cleaners of Vehicles and Equipment	No formal educational credential	\$14.97	907	909	137	\$20.50
		 First-Line Supervisors of Mechanics, Installers, and Repairers	High school diploma or equivalent	\$31.37	1,384	457	135	\$49.87
	Planning & Logistics	 First-Line Supervisors of Transportation and Material Moving Workers	High school diploma or equivalent	\$23.53	1,407	665	161	\$36.74
		 Transportation, Storage, and Distribution Managers	High school diploma or equivalent	\$35.82	855	363	84	\$53.77
	Purchasing & Warehousing	 Laborers and Freight, Stock, and Material Movers, Hand	No formal educational credential	\$18.18	12,055	12,170	1,655	\$22.83
		 Stockers and Order Fillers	High school diploma or equivalent	\$17.55	7,760	6,189	1,355	\$21.80
		 Shipping, Receiving, and Inventory Clerks	High school diploma or equivalent	\$18.83	4,024	2,248	386	\$23.32
 Packers and Packagers, Hand		No formal educational credential	\$17.99	1,773	3,231	242	\$21.27	
	 Packaging and Filling Machine Operators and Tenders	High school diploma or equivalent	\$15.47	905	782	123	\$25.45	

-  Occupation with living wage
-  Occupation with potential for living wage
-  Occupation without living wage
-  Positive predicted job growth
-  No predicted job growth
-  Negative predicted job growth

Fastest Growing Supply Chain & Transportation Occupations



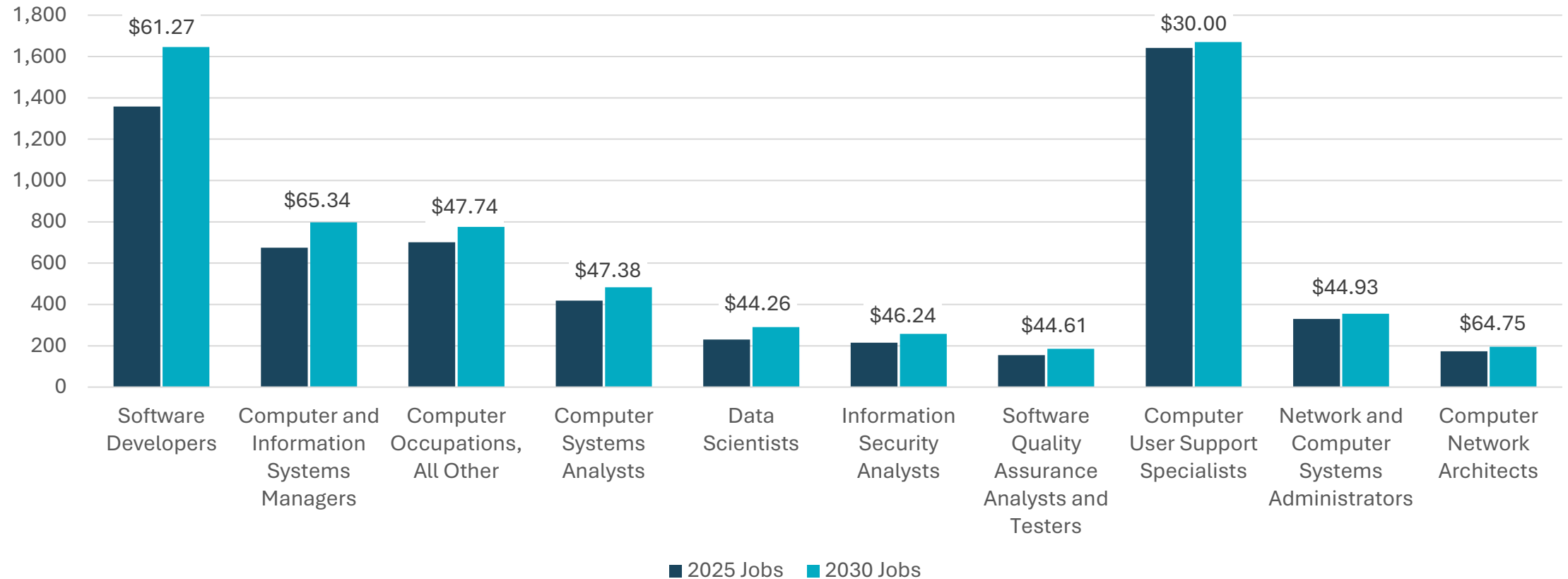
Source: U.S. Bureau of Labor Statistics: Lightcast, 2026 Q1, Supply Chain & Transportation cluster displayed by 6-digit SOC
 Labels represent median wage for occupation within service area.

SPECIALIZED SKILLS	CERTIFICATE SKILLS	SOFTWARE SKILLS	COMMON SKILLS
<ul style="list-style-type: none"> Warehousing Forklift Truck Lifting Ability 	<ul style="list-style-type: none"> Valid Driver's License Secret Clearance Security Clearance 	<ul style="list-style-type: none"> Microsoft Office Warehouse Management Systems Inventory Management System 	<ul style="list-style-type: none"> Communication Operations Customer Service
<ul style="list-style-type: none"> Loading And Unloading Inventory Management Pallet Jacks Packaging And Labeling 	<ul style="list-style-type: none"> Forklift Certification Commercial Driver's License (CDL) CDL Class A License Automotive Service Excellence (ASE) Certification 	<ul style="list-style-type: none"> SAP Applications Inventory Control Systems Spreadsheets Operating Systems 	<ul style="list-style-type: none"> Management Detail Oriented English Language Problem Solving
<ul style="list-style-type: none"> Palletizing Good Driving Record 	<ul style="list-style-type: none"> CDL Class B License Hazmat Endorsement 	<ul style="list-style-type: none"> Google Workspace Gmail 	<ul style="list-style-type: none"> Computer Literacy Coordinating
<ul style="list-style-type: none"> Aircraft Maintenance 	<ul style="list-style-type: none"> Airframe & Powerplant (A&P) Certificate 	<ul style="list-style-type: none"> Order Management Systems 	<ul style="list-style-type: none"> Leadership

Digital Technology



Fastest Growing Digital Technology Occupations



Source: U.S. Bureau of Labor Statistics: Lightcast, 2026 Q1, Digital Technology cluster displayed by 6-digit SOC
 Labels represent median wage for occupation within service area.


SPECIALIZED SKILLS	CERTIFICATE SKILLS	SOFTWARE SKILLS	COMMON SKILLS
<ul style="list-style-type: none"> • Computer Science • Technical Support • Help Desk Support 	<ul style="list-style-type: none"> • Valid Driver's License • CompTIA A+ • Security Clearance 	<ul style="list-style-type: none"> • Microsoft Office • Operating Systems • SQL (Programming Language) 	<ul style="list-style-type: none"> • Communication • Troubleshooting (Problem Solving) • Operations
<ul style="list-style-type: none"> • Automation • Project Management • Operating Systems • Workflow Management 	<ul style="list-style-type: none"> • CompTIA Network+ • CompTIA Security+ • Secret Clearance • Cisco Certified Network Associate 	<ul style="list-style-type: none"> • Python (Programming Language) • Microsoft 365 • ServiceNow • Active Directory 	<ul style="list-style-type: none"> • Management • Problem Solving • Customer Service • Detail Oriented
<ul style="list-style-type: none"> • Auditing • SQL (Programming Language) 	<ul style="list-style-type: none"> • Microsoft Certified Professional • Certified Information Systems Security Professional 	<ul style="list-style-type: none"> • Amazon Web Services • Microsoft Windows 	<ul style="list-style-type: none"> • Information Technology • Leadership
<ul style="list-style-type: none"> • Technical Issues 	<ul style="list-style-type: none"> • GIS Certification 	<ul style="list-style-type: none"> • Dashboard 	<ul style="list-style-type: none"> • Microsoft Office

GJNN Talent Pipeline Placeholder

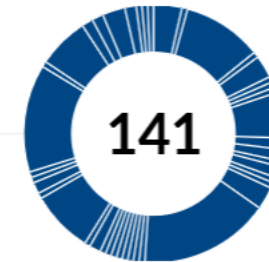


Training Pipeline

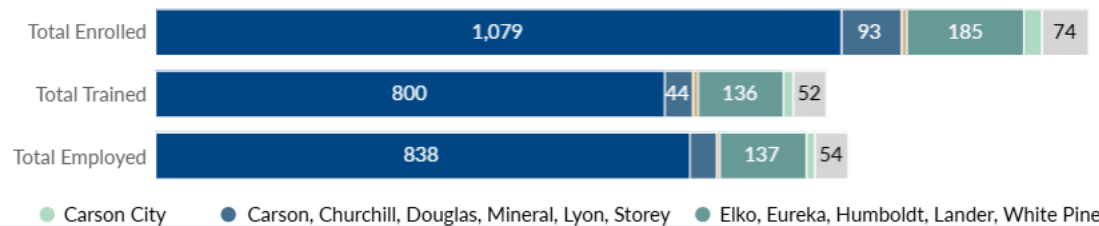
Training Pipeline by Sector




Participants by Sector and Program



Training Pipeline by Region



Completing in 30 Days





OCCUPATION



TRAINING

APPRENTICESHIP

PRACTICING



SKILLS

Let's Talk About What We Just Heard...

CAREER



COMMUNICATION





nevada**works**



WORKFORCE REALITY CHECK

— DATA. INSIGHT. ACTION. IMPACT. —

Where in your operation could structured 'earn-while-you-learn' learn' programs realistically work? work?

Scan the QR code to vote

<https://pollqr.com/polls/poll-9894529f>

Presented by Nevadaworks

[View live results →](#)

<https://pollqr.com/live-polls/1faa8de2-35a9-4126-baf9-f08ead349912/presenter>

Audience results (no sign-in): <https://pollqr.com/polls/poll-9894529f/results>



 **POLLQR™**